



HAPPY
*Valentine's
Day*

**February 2022 Edition
of Circuit Rider**

Editor's Page

(Reyli Sanchez)Editor-Hello, LJHS. We worked hard on this February issue, and we hope you have a lovely month.

Violet Loeffler -Assistant Editor-
Hi, LJHS! We hope that you have been looking forward to seeing this month's issue. Make sure to check out the last page for the winner of the drawing contest! Thanks for everyone who submitted a drawing!

Staff Page

Editor - Reyli Sanchez

Assistant Editor - Violet Loeffler

Reporters:

Lexie Chambers

Mckinlee Stolzenburg

Paycen Schaefer

Kyleigh Whitehead

Emery Kitterman

Kelsey Marten

Kyle Marten

Kaylee Thomas

Sponsor of the Circuit Rider:

Mrs. Workman

Table of Contents


Find the Hearts!	Pg. 1
Upcoming IAR test	Pg. 2
Valentines Day Scramble	Pg. 3
Effects of Alcohol	Pg. 4
Calendar of Events	Pg. 5
LJHS Volleyball Games	Pg. 6
February Fun Holidays	Pg. 7
Celebrity Birthdays	Pg. 8
LCHS, Here We Come!	Pg. 9
<i>It</i> Book Review	Pg. 10
How to Make Cake Pops	Pg. 11
How to Make Cake Pops 2	Pg. 12
How to Make Cake Pops 3	Pg. 13

Table of contents

History of Cupid	Pg. 14
History of Eros	Pg. 15
Movie Review of <i>Encanto</i>	Pg. 16
Movie Review 2	Pg. 17
Valentines Day Cookies	Pg. 18
Valentines Day Cookies 2	Pg. 19
Valentines Day Cookies 3	Pg. 20
Weather and E-learning	Pg. 21
February Flower of Month	Pg. 22
Fun Things to do in Snow	Pg. 23
Drawing contest Runner up	Pg. 24
Drawing contest Winner	Pg. 25

Find the Hearts!

For the February Circuit Rider issue, find the hearts! When you think you've found them all, go to Mrs. Workman's class, Room 314, and tell her the answer! Have fun and happy hunting!



As always this
one DOES
NOT count!



Upcoming IAR Test
Scheduled for the
end of March

Here are some inspiring quotes to help you through the IAR testing!

“If you can dream it, you can do it.”

Walt Disney

“It’s okay to struggle; it’s not okay to give up.”

Gabe Grunewald

“Motivation is what gets you started. Habit is what keeps you going.”

Jim Ryun

“Time is what we want the most, but what we use the worst.”

William Penn

Valentine's Day Word Scramble

teaveniln _____

rhtae _____

iudcp _____

rlwoefs _____

edr _____

oelv _____

npki _____

ohtcaloce _____



Effects of Alcohol

Courtesy of 7th Grader - Miley Hurley

Don't Get
TRAPPED in a
HABIT...

EYES
Affects optic nerves
Causes double vision, blurriness, etc.

LIVER
Overwhelms liver
Causes alcohol poisoning or death

BRAIN
Slows signals to brain
Extreme lack of impulse control

STOMACH
Produces excess acid
May lead to suffocation

HEART
Causes uneven heart rate
May lead to death

Alcohol is **NOT**
Worth
It...



Calendar of Events

- Feb. 7, Mid Term Reports
- Feb. 18, No School Teacher Institute
- Feb. 21, No School Presidents Day
- Mar. 2, 1:45 Dismissal
- Mar. 11, End of Third Nine Weeks
- Mar. 18, Report Cards
- Mar. 22, LJHS Third Qrt. Honors Assembly
- Mar. 25, LJHS Spring Dance 6-8 PM
- Apr. 1, LJHS School Play 7 PM
- Apr. 2, LJHS School play 7 PM
- Apr. 6, 1:45 Dismissal
- Apr. 8, 1:45 Dismissal
- Apr. 11-15, Spring Break

LJHS Volleyball Home Games

2/9/22 Metcalf @4:30

2/24/22 Mt.Pulaski @5:00 [6th]



February Fun Holidays



National Wedding Month

National Children's Dental Health

Canned Food Month

National Bird Feeding Month

National Cherry Month

National Grapefruit Month

Celebrity Birthdays



Harry Styles
February 1, 1994 Age:
28



Millie Bobby Brown
February 19, 2004
Age:18





Olivia Rodrigo
February 20, 2003
Age: 19



Charles Lindbergh
February 4, 1902
Age: 120

LCHS, Here We Come!!

Attention 8th graders and LJHS student body, one LCHS freshman shares her views on becoming an LCHS Alumni (Member of LCHS). Courtesy of Sydney Loeffler, former editor of the 2020-2021 LJHS Circuit Rider. 

 Tell me the worst and best things about being a student at LCHS.

i. **“The best thing is, that I get to pick some of my classes. The worst thing is how big the school is; it's scary.”**

2. What's your favorite subject, and why?

i. **“My favorite subject is English because I like it, and I enjoy it.”**

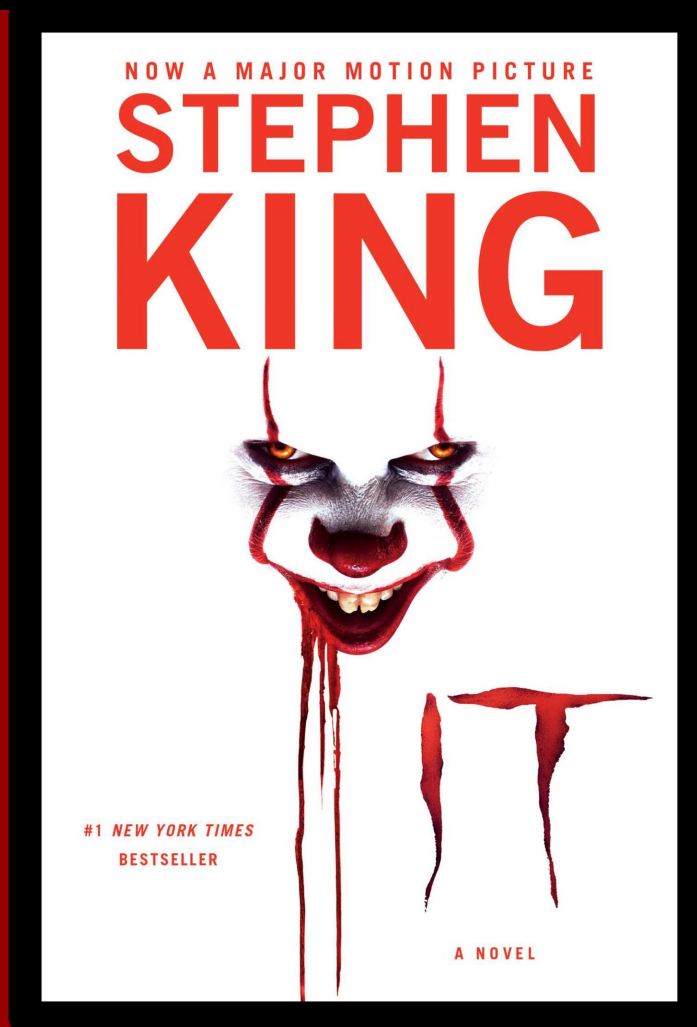
3. Do you feel like your teachers at LJHS prepared you for your classes at LCHS? Give an example.

i. **“Yes, I think they did because high school is easy.” We were prepared for writing all the essays in English class.**

4. How do you like the lunches at LCHS compared to LJHS?

i. **“I like lunch at LCHS a lot better because there are more options.”**

It Book Review!



“Outstanding book! Had me on the edge of my seat with every turn of a page! King’s incredible ability to bring his books to life makes them all more terrifying, especially with this one. Probably his best novel yet!” - Miley Hurley

How to Make- Valentine's Day Cake Pops

INGREDIENTS

- 1 box super moist chocolate cake mix, such as Betty Crocker, follow directions on box
- 2 tsp instant coffee or espresso, this is optional. I used decaf instant coffee
- 1 tsp vanilla extract
- 1 tub fluffy or whipped chocolate frosting, such as Betty Crocker, follow directions on box you may not need the whole tub, you will know from the texture when mixing up. Start with half tub.
- white melting chocolate, I used pink Wilton Candy Melts
- dark melting chocolate
- 1 tsp shorting or coconut oil
- assorted sprinkles and nonpareils
- paper lollipop sticks
- Styrofoam block, found at most craft stores
- aluminum foil

How to Make- Valentine's Day Cake Pops - Part 2

Directions

- Preheat oven to 350 degrees, spray a 9 x 13 nonstick baking pan with cooking or baking spray. Set aside. Cover foam block with foil. Set that aside as well.
- In a large mixing bowl, combine all ingredients to dry mixture. Add vanilla and instant coffee if using.
- Bake cake as directed on box.
- Cool in pan on wire rack for 30 minutes, then invert and cool cake on rack until cooled completely.
- Line cookie sheet with waxed paper. With fingers, crumble cake into a large bowl. Add frosting; mix well with hands until dough forms. Roll into balls. Place on cookie sheet. Freeze about 15 minutes.
- In microwavable bowl, microwave white chocolate as directed on package. Stir in $\frac{1}{2}$ teaspoon of the shortening or coconut oil until smooth and mixture slightly runs off spoon. Repeat with dark chocolate and remaining $\frac{1}{2}$ teaspoon shortening.

How to Make- Valentine's Day Cake Pops - Part 3

Directions cont.

- Remove cake pops from freezer. For each pop, dip tip of 1 lollipop stick halfway into melted candy and insert stick halfway into 1 cake ball. Place back on lined cookie sheet.
- Dip balls in melted chocolate until well coated; tap off any excess. Decorate with decorations or opposite color of chocolate as desired. Poke ends of sticks into foam block. Let stand until set. You can pop them in the fridge for 5 minutes, then take them out. Store at room temperature.

Link-

<https://parade.com/842586/pambeth/so-simple-valentine-cake-pops/>

History of Cupid

History.com says, “In another allegory, Cupid’s mother, Venus (Aphrodite), became so jealous of the beautiful mortal Psyche that she told her son to induce Psyche to fall in love with a monster. Instead, Cupid became so enamored with Psyche that he married her—with the condition that she could never see his face. Eventually, Psyche’s curiosity got the better of her and she stole a glance, causing Cupid to flee in anger. After roaming the known world in search of her lover, Psyche was eventually reunited with Cupid and granted the gift of immortality.”



History of Eros

Eros was the Greek God of love. He is more popularly known in his Roman form Cupid. Eros made people fall in love with his bow and arrows. He himself also fell in love with Psyche a mortal princess. Psyche was said to look like a Goddess. Aphrodite, being the Goddess of beauty, didn't like that and sent her son Eros to get her, and that's how they met.

Movie Review of *Encanto!*



Movie Review 2

Storyline

The Madrigals are an extraordinary family who live hidden in the mountains of Colombia in a charmed place called the Encanto. The magic of the Encanto has blessed every child in the family with a unique gift -- every child except Mirabel. However, she soon may be the Madrigals last hope when she discovers that the magic surrounding the Encanto is now in danger.

Review

“I give the movie an overall 10/10. I absolutely love the songs and characters. It has such a happy vibe to it. Definitely recommend it.” - Luci Stolzenburg

Valentine's Day Cookies



INGREDIENTS

1. 20.25 oz all-purpose flour,
(4.5 cups)
2. 1 tsp salt
3. 1 tsp baking powder
4. 12.25 oz granulated sugar
(1.75 cups)
5. 8 oz unsalted butter, (1
cup)
6. 2 large eggs
7. 1 tsp vanilla extract

Link -
<https://www.sugarhero.com/valentines-day-sugar-cookies/>

Valentines Day Cookies 2

Directions

1. In a bowl, whisk together the flour, baking powder, and salt, and set aside for now.
2. In the bowl of a large stand mixer fitted with a paddle attachment, combine the butter and sugar, and mix everything together on medium speed until fluffy and well-mixed, about 1-2 minutes.
3. Add the eggs one at a time, beating well after each addition, then add the vanilla extract and buttermilk. With the mixer running on low, add the dry ingredients, and mix until they're just about incorporated. Stop the mixer when only a few streaks of flour remain. Scrape the bottom and sides of the bowl with a spatula, and finish mixing all the dough by hand.

Valentines Day Cookies 3

Directions



4. Divide the dough in half and press each into a thin disc, wrapping well with plastic wrap.

Refrigerate until firmer but not hard, about 30 minutes.

5. When you're ready to bake the cookies, preheat the oven to 350 degrees F. Place a disc of dough between two sheets of parchment or waxed paper, and roll out until it is 1/4-inch thick. Use a 3-inch heart cookie cutter to cut out your cookies and place them on a parchment-lined baking sheet. Combine the scraps and re-roll the dough to cut more cookies. You should get about 24 large heart cookies. Put the sheet in the freezer for 10 minutes before baking to help the cookies hold their shape.

6. Bake the trays of cookies for 10-12 minutes, until the edges are just starting to take on color and they have lost the raw shine in the middle. Let the cool on the baking sheet for 5 minutes, then remove them to wire racks to cool completely before decorating them.

February's Weather Highlights and E-learning

Elearning days were held Wednesday and Thursday, Feb. 2nd and 3rd where students did assigned online work, which means the snow elearning days do not have to be made up at the end of the year.

Wednesday, Feb. 2 -

**8.5 inches of snow with 15 inch drifts. With a temperature of High - 25°F
Low- 15°F with a wind chill of 2.**

Thursday, Feb. 3 -

**Added up to 2 inches of snow, High - 19
Low - 7. With dropping temperatures expected.**



February Flower of the Month

Violets and Irises are the flowers of the month of February.



Violet

**FEBRUARY
BIRTH FLOWER**

Virtue
Modesty
Humility

Fun things to do in Snow

- Make snow ice cream.
- Blow frozen bubbles
- Make a snowman
- Drink hot chocolate
- Go sledding
- Have a snowball fight
- Build a snow fort

Congratulations Drawing Contest Runner Up!



By - Miley Hurley - 7th Grade

Congratulations Drawing Contest 1st Place Winner!



By - Abby Scales - 8th grade